



# HOW TO VISION BOARD

One way to explore your personal vision is through vision boarding, let's try it today!





## What you need:

- Paper
- Glue
- Scissors
- Magazines/newspaper

1) Settle down with all your materials.

2) Think for a minute of the life you would like for yourself.

Don't be afraid to dream and think outside the box without constraints.



3) Begin browsing the magazines/newspapers. Cut out anything that catches your attention and place them in front of you.

4) After you have all the cutouts you need, begin laying them out and pasting them down onto the paper.

5) You now have your very own vision board!

Have a family show and tell for everyone to share and present their boards.

**BIG RED BUTTON**



#Braveheartsg is an initiative by StandUpForOurSG.

(c) 2020 Big Red Button Pte Ltd  
Facebook.com/standupforSG

